






































































13 100m Butterfly Men Heat

Official

Rank	Competitor	Age	Club	RT	PTS	Result	
1	 Thomas Nankei	22		0.67		53.21 Entry: 52.07 +1.14	QA
	50m: 24.56 100m: 53.21 (28.65)						
2	 Caleb Carlisle	20		0.70		53.65 Entry: 53.79 -0.14	QA
	50m: 24.92 100m: 53.65 (28.73)						
3	 Lewis Clareburt	26		0.70		54.14 Entry: 53.03 +1.11	QA
	50m: 25.83 100m: 54.14 (28.31)						
4	 Harvey Larke (\	20		0.69		54.83 Entry: 54.90 -0.07	QA
	50m: 25.93 100m: 54.83 (28.90)						
5	 Christopher Els	27		0.63		54.84 Entry: 53.55 +1.29	QA
	50m: 25.11 100m: 54.84 (29.73)						
6	 Daniel Kregting	18		0.66		54.95 Entry: 55.02 -0.07	QA
	50m: 25.61 100m: 54.95 (29.34)						
7	 Orlando Hardie	17	 Hamilton Aqua...	0.68		55.10 Entry: 55.71 -0.61	QA
	50m: 25.47 100m: 55.10 (29.63)						
8	 Neo Salomonss	17		0.74		55.43 Entry: 54.36 +1.07	QA
	50m: 25.81 100m: 55.43 (29.62)						
9	 Ryan Peck	20		0.66		55.71 Entry: 54.70 +1.01	QC
	50m: 25.75 100m: 55.71 (29.96)						
10	 Lochlainn O'Coil	25		0.68		56.19 Entry: 55.19 +1.00	QC
	50m: 26.27 100m: 56.19 (29.92)						
11	 Kayne Howat	17		0.61		56.53 Entry: 56.53	QB
	50m: 26.12 100m: 56.53 (30.41)						
12	 Hugo Wrathall	21		0.64		56.65 Entry: 55.29 +1.36	QC
	50m: 26.35 100m: 56.65 (30.30)						
13	 Alastair Miller (\	21		0.65		57.03 Entry: 55.19 +1.84	QC
	50m: 25.48 100m: 57.03 (31.55)						

14	 Blair Helms	24		0.65	57.07 Entry: 56.70 +0.37	QC
	50m: 26.71 100m: 57.07 (30.36)					
15	 William Campbell	30		0.69	57.15 Entry: 56.82 +0.33	QC
	50m: 26.68 100m: 57.15 (30.47)					
16	 Eric Yuan	18		0.64	57.21 Entry: 57.19 +0.02	QB
	50m: 26.71 100m: 57.21 (30.50)					
17	 Jacob Humphrie	17		0.79	57.35 Entry: 56.42 +0.93	QB
	50m: 26.53 100m: 57.35 (30.82)					
18	 Sam Kenny	20		0.67	57.38 Entry: 55.07 +2.31	QC
	50m: 26.52 100m: 57.38 (30.86)					
19	 Declan Broadfo	16		0.68	57.99 Entry: 57.73 +0.26	QC
	50m: 27.04 100m: 57.99 (30.95)					
20	 Neo Ulrich	18		0.74	58.76 Entry: 56.44 +2.32	QB
	50m: 26.69 100m: 58.76 (32.07)					
21	 Caleb Yin	16		0.68	58.80 Entry: 57.37 +1.43	
	50m: 27.58 100m: 58.80 (31.22)					
22	 Corne Diener	18		0.67	58.83 Entry: 1:00.56 -1.73	QB
	50m: 26.98 100m: 58.83 (31.85)					
23	 Flyn Beattie	17		0.72	59.13 Entry: 57.72 +1.41	QB
	50m: 27.28 100m: 59.13 (31.85)					
24	 Hans Haufe	18		0.67	59.22 Entry: 58.97 +0.25	QB
	50m: 27.06 100m: 59.22 (32.16)					
25	 William Delama	18		0.66	59.50 Entry: 59.14 +0.36	QB
	50m: 26.89 100m: 59.50 (32.61)					
26	 Michael Chen	15		0.69	59.89 Entry: 56.71 +3.18	
	50m: 27.70 100m: 59.89 (32.19)					
27	 Samuel Lang (N)	16		0.71	59.91 Entry: 59.52 +0.39	
	50m: 28.04 100m: 59.91 (31.87)					
28	 Henry Williams	23		0.68	59.95 Entry: 56.60 +3.35	
	50m: 27.95 100m: 59.95 (32.00)					
29	 Ryan Hewertso	17		0.69	1:00.34 Entry: 1:01.44 -1.10	

50m: 27.58 100m: 1:00.34 (32.76)

29	 Josiah Joyce	17		0.63	1:00.34 Entry: 1:01.50 -1.16
	50m: 28.61 100m: 1:00.34 (31.73)				
31	 Zachary Horton	14		0.70	1:00.50 Entry: 59.32 +1.18
	50m: 28.58 100m: 1:00.50 (31.92)				
32	 Flynn Grace	18		0.74	1:00.54 Entry: 1:00.06 +0.48
	50m: 28.40 100m: 1:00.54 (32.14)				
33	 Mun Jager	18		0.74	1:01.30 Entry: 1:00.05 +1.25
	50m: 28.09 100m: 1:01.30 (33.21)				
34	 Arian Phillips	16		0.62	1:01.45 Entry: 1:00.89 +0.56
	50m: 28.00 100m: 1:01.45 (33.45)				
35	 Nico Solodi	19		0.65	1:02.15 Entry: 1:00.57 +1.58
	50m: 28.18 100m: 1:02.15 (33.97)				
36	 Caign Boonen	18		0.71	1:02.61 Entry: 1:00.70 +1.91
	50m: 28.98 100m: 1:02.61 (33.63)				